

# Care Management PCMH Committee

Person-Centered Medical Home  
Program Update  
October 9, 2024



# PCMH Program Status

As of September 30, 2024

PCMH Program Participants		Sites		Providers	
8/31/24	9/30/24	8/31/24	9/30/24	8/31/24	9/30/24
125	125	561	559	2,494	2,497
98 PCMH Approved Practices  NCQA Sustained Recognition		18 Glide Path Practices  Working Towards NCQA Recognition		2 Glide Path Renewal Practices  Working towards NCQA Renewal Recognition	
				16 PCMH Accredited Practices  Includes FQHCs	

Note: 9 Practices have sites in both PCMH & Glide Path Programs & 1 Practice has sites in both PCMH & Glide Path Renewal

# PCMH Approved Practices

## PCMH Approved Practices

8/31/24

**98**

9/30/24

**98**

New Approved Practices: 0  
Completed Glide Path: 0  
Moved to Glide Path Renewal: 0  
Practices Termed: 0

## PCMH Approved Sites

8/31/24

**377**

9/30/24

**376**

New Approved Sites: 0  
Completed Glide Path: 0  
Moved to Glide Path Renewal: 0  
Sites Termed: 1

## PCMH Approved Providers

8/31/24

**1,785**

9/30/24

**1,795**

Completed Glide Path: 0  
New Providers: 0  
Providers Added: 36  
Providers Termed: 26  
Moved to Glide Path Renewal: 0

# PCMH Adult & Pediatric Practices

**98** PCMH Approved  
Practices

**376**  
PCMH Approved Sites

**32** Internal  
Medicine  
PCMH  
Practices  
with **168** Sites

**22** Family  
Medicine  
PCMH  
Practices  
with **97** Sites

**62** Pediatric  
PCMH  
Practices  
with **110** Sites

**1** Geriatric  
PCMH  
Practice  
with **1** Site

*This data reflects current information through September 30, 2024*

*Note: 8 Practices have sites in 3 of the 4 categories & 3 Practices have sites in 2 of the 4 categories.  
Sites are counted once.*

# PCMH Glide Path Practices

## Glide Path Practices

8/31/24

**18**

9/30/24

**17**

New Practices: 0

Completed Glide Path: 0

Practices Termed: 1

## Glide Path Renewal (GPR) Practices

8/31/24

**2**

9/30/24

**2**

Completed GPR: 0

Moved to GPR: 0

## Glide Path Sites

8/31/24

**41**

9/30/24

**40**

New Practice Sites: 0

Completed Glide Path: 0

Sites Termed: 1

## Glide Path Providers

8/31/24

**104**

9/30/24

**99**

New Providers: 0

Completed Glide Path: 0

Providers Added: 0

Providers Termed: 5

## 2 Sites 2 Providers

Sites Completed GPR: 0

Sites Moved to GPR: 0

Providers Completed GPR: 0

Providers Moved to GPR: 0

# PCMH Accredited Program Participants

Federally Qualified Health Centers (FQHCs) and FQHC look-alikes are program participants\*

## PCMH Accredited Participants

8/31/24

**16**

9/30/24

**16**

No Change

## PCMH Accredited Sites

8/31/24

**141**

9/30/24

**141**

Sites Added: 0

Sites Terminated: 0

## PCMH Accredited Providers

8/31/24

**603**

9/30/24

**601**

Providers Added: 5

Providers Terminated: 7

\*Federally Qualified Health Centers (FQHCs) and FQHC look-alikes are PCMH program participants if they are pursuing and/or have obtained the Joint Commission Ambulatory Care accreditation with Primary Care Medical Home certification as well as NCQA recognition.



# PCMH CY2024 Program Recruitment

## Recruitment as of September 30, 2024

- **11 Practice Sites**
  - 6 New Practice Sites
  - 5 New Sites from Current PCMH Practices
- **27 Providers**
  - 22 From New Practice Sites
  - 5 From New Site from Current PCMH Practice

## Practice Recruitment Opportunities

**11 Practice Sites**

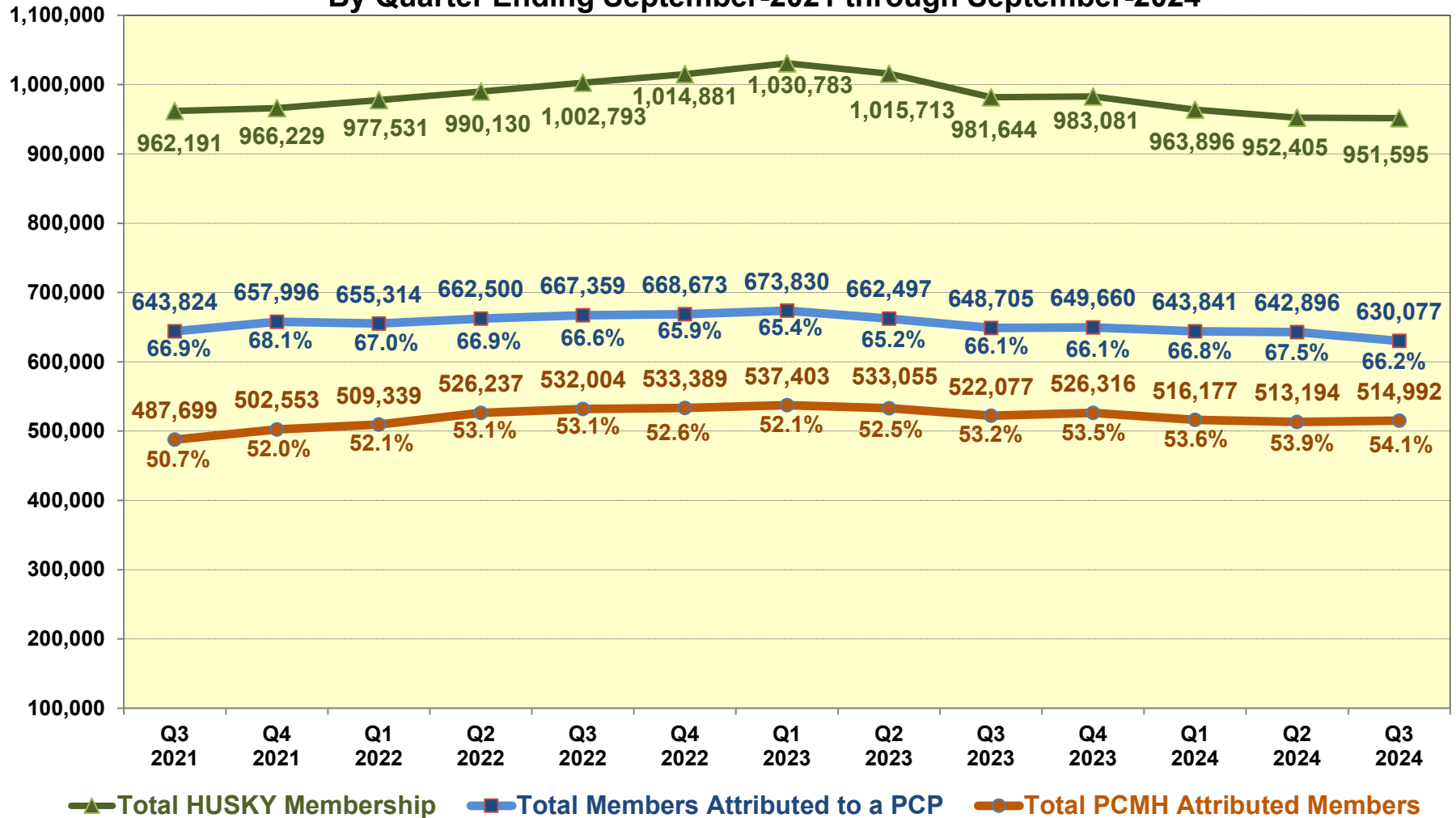
**27 Providers**

These are eligible primary care practices that are most likely to enroll in the PCMH program in 2024.

# PCMH Program Member Attribution

Summary of Total HUSKY Membership, Total Members Attributed to a PCP  
and Total PCMH Attributed Members

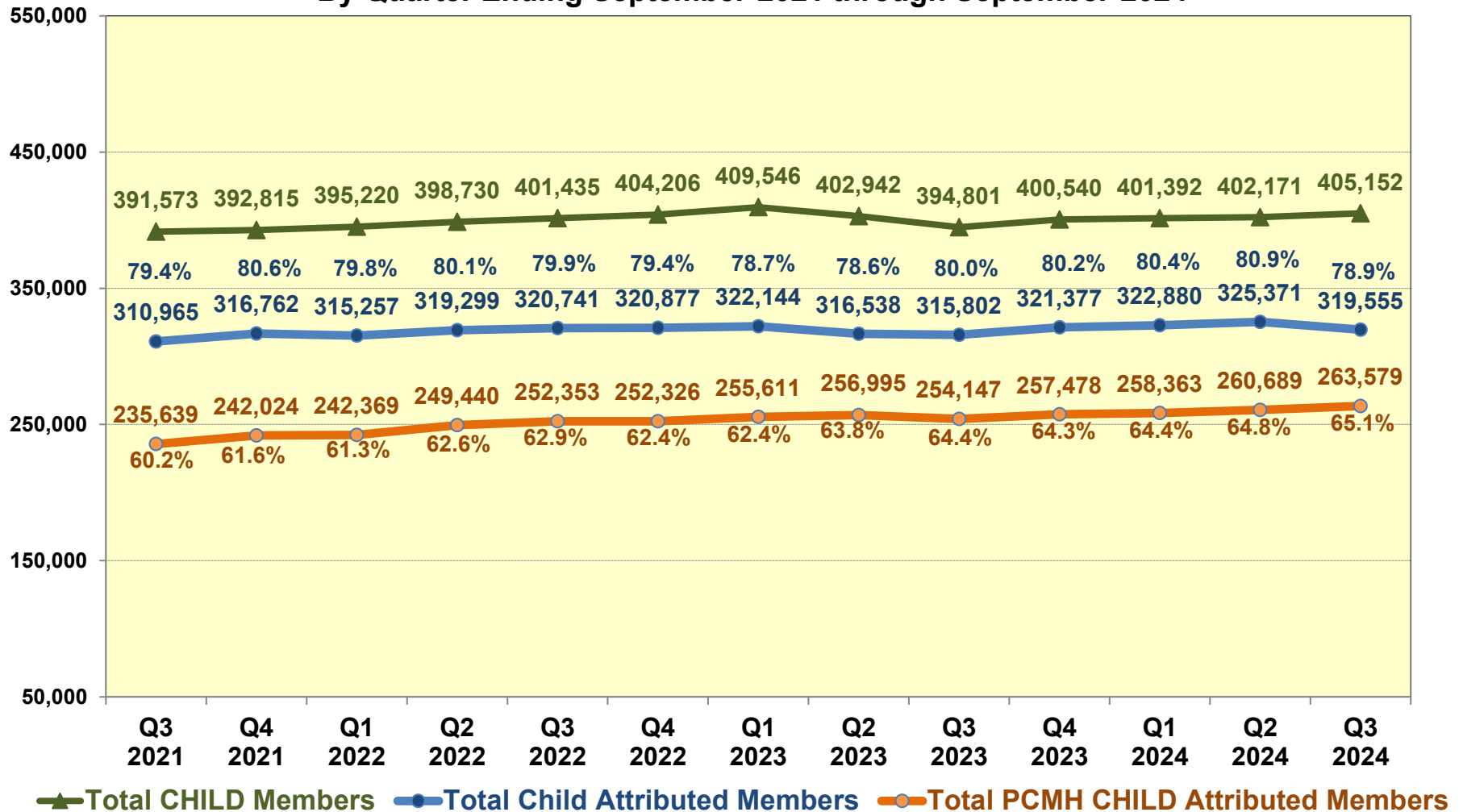
By Quarter Ending September-2021 through September-2024





# PCMH Program CHILD Member Attribution

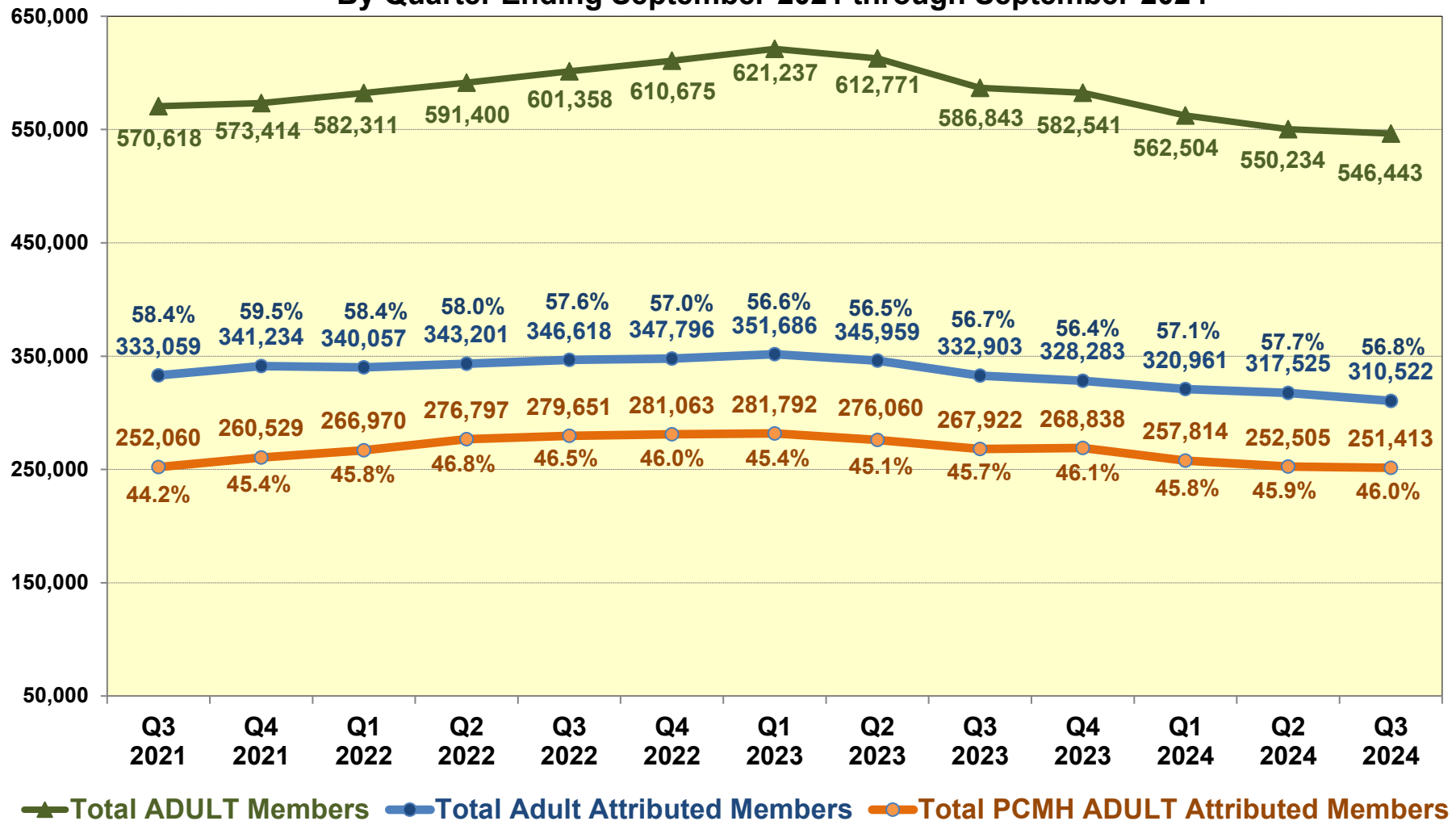
Comparison of Total CHILD Members, Total CHILD Attributed Members,  
and Total PCMH CHILD Attributed Members  
By Quarter Ending September-2021 through September-2024



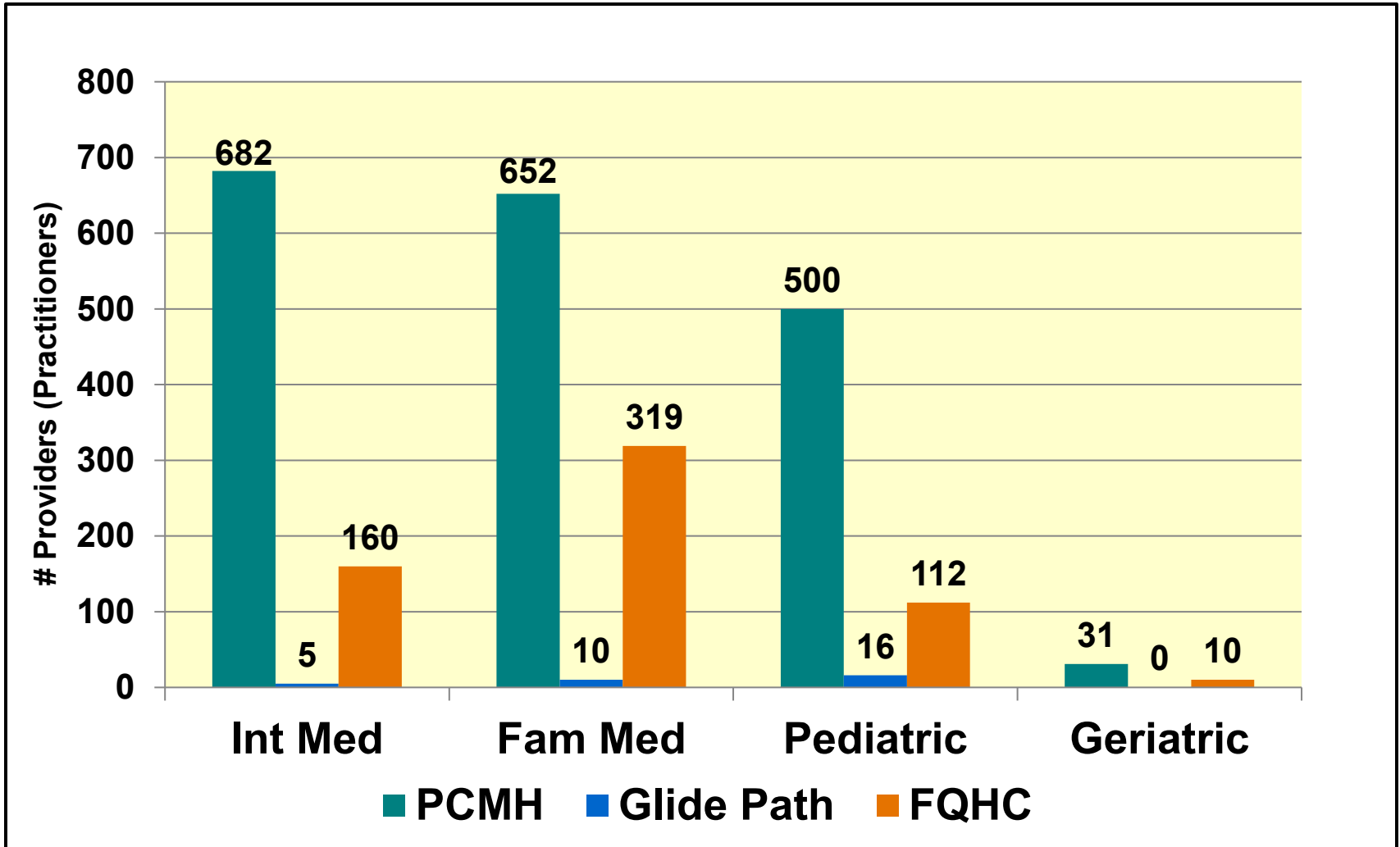
# PCMH Program ADULT Member Attribution

Comparison of Total ADULT Members, Total ADULT Attributed Members,  
and Total PCMH ADULT Attributed Members

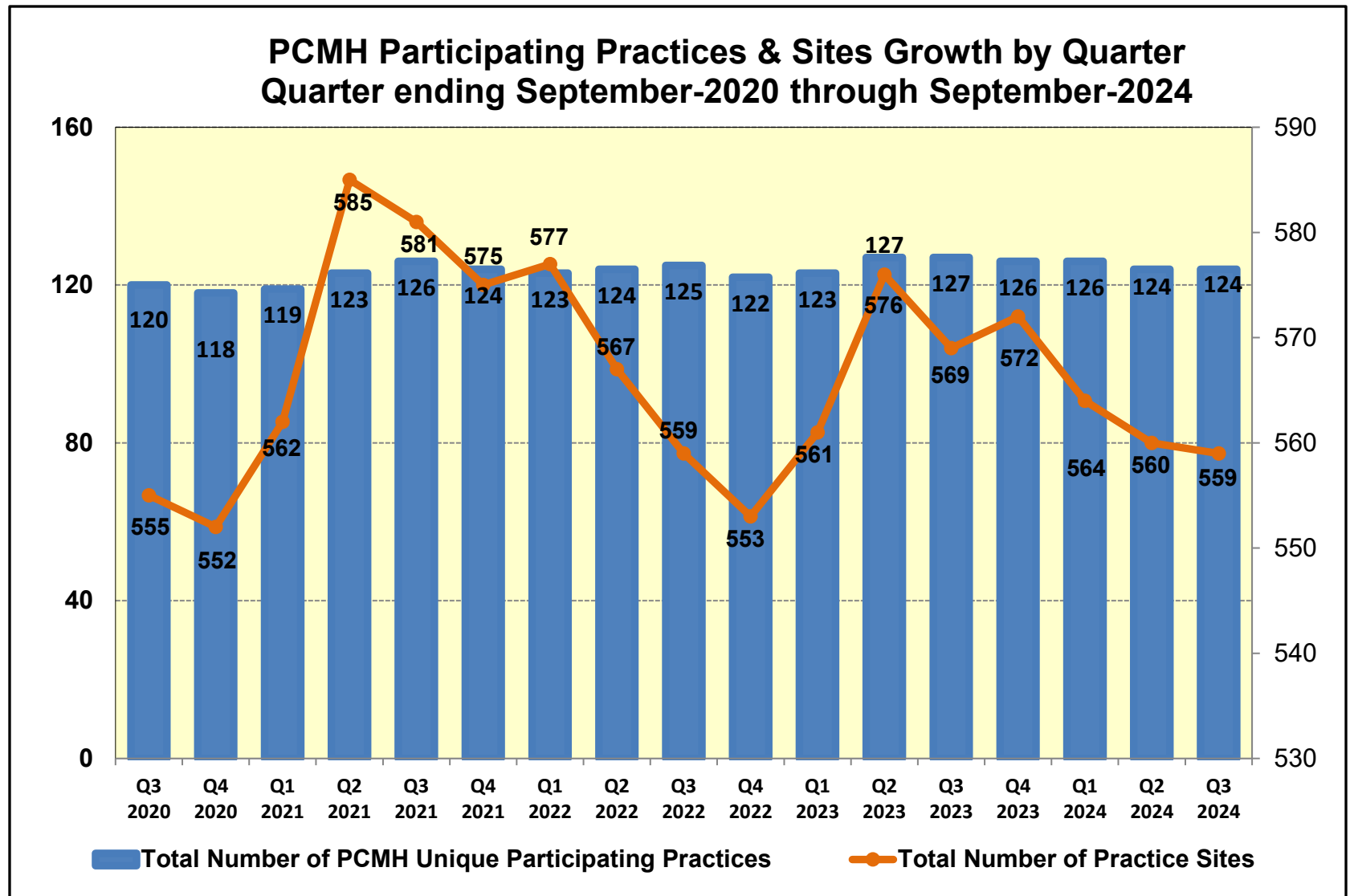
By Quarter Ending September-2021 through September-2024



# Provider Specialty by PCMH Program Participation as of September 30, 2024

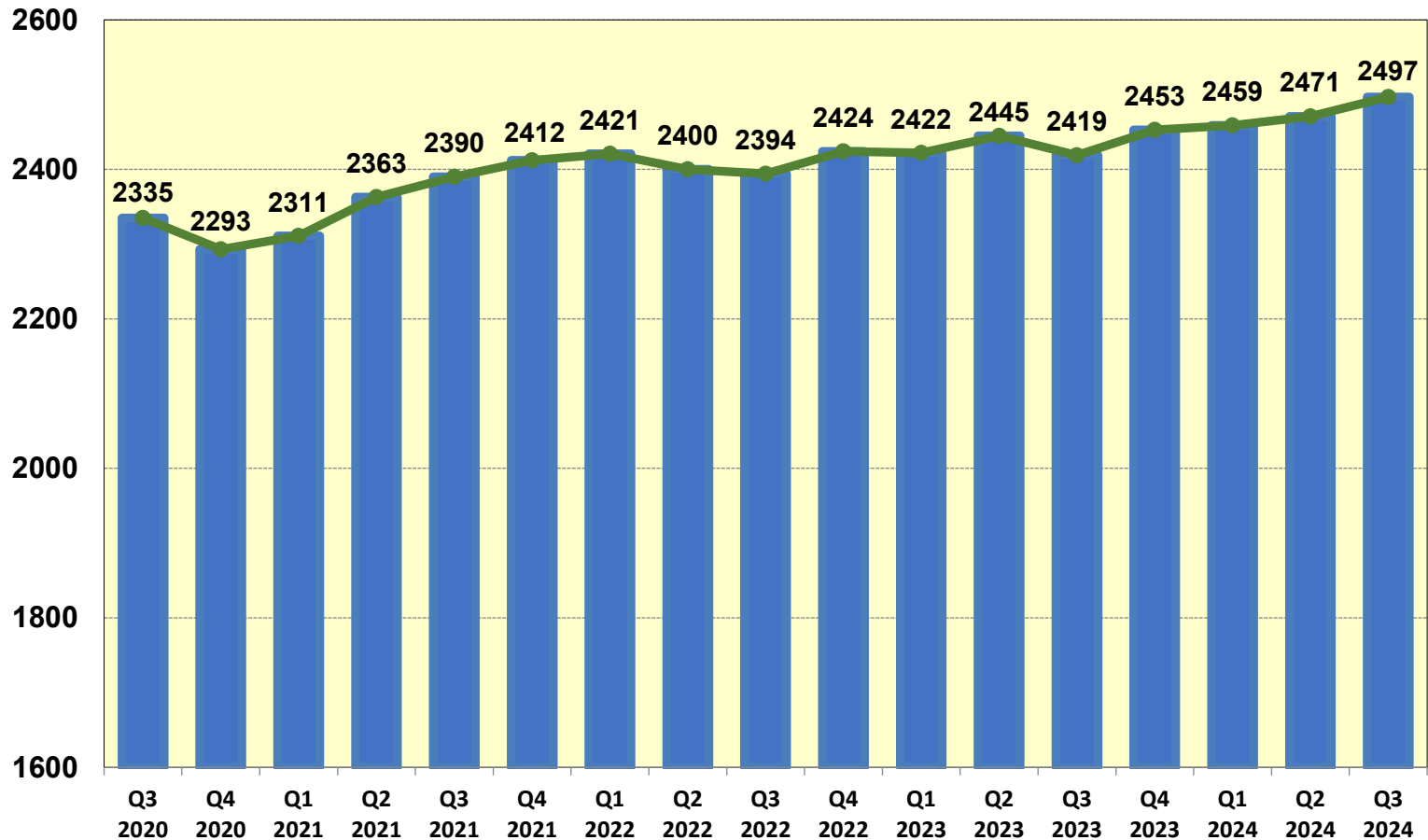



# PCMH Program Growth-Practices & Sites



# PCMH Program Growth - Providers

PCMH Total Participating Providers/Practitioners by Quarter  
Quarter ending September-2020 through September-2024





# PCMH Practice Quality Improvement (QI) Activity

# PCMH Clinical Practice Transformation Specialists (CPTS) QI Activity

## ■ **Contact with Practices**

- The staff reviews practice measure data from the practice's Annual Profile report, claims and practice EHR reports during Q1 of each year.
- CPTS staff are required to meet with their assigned practices (FQHC/PCMH/Glide Path) quarterly. Many practices request monthly meetings.
- The CPTS helps practices choose measures to improve for the calendar year.
  - Measures are chosen based on low percentile rates (less than 50%).
  - These chosen measures are considered 'engaged measures'.
  - Measure resources, best practices, and improvement recommendations are shared with the practices.
  - Practices may choose not to engage due to limited resources, staffing issues, or lack of incentive associated with a measure.

## ■ **Measure Tracking**

- The CPTS monitors the practice's chosen measures, rates, processes, planned practice interventions and barriers to implementation and improvement.
- The staff uses the Plan-Do-Study-Act (PDSA) model for QI with the practices.

## ■ **Dashboard Review**

- CHNCT has developed an internal dashboard that provides current year to date measure rates with only a two month claims lag.
- The dashboard rates are reviewed with the practices at each QI meeting.
- Practices are provided a spreadsheet or power point with their current measure rates.

# CPTS Practice QI Engagement

## ■ Measurement year (MY) 2023 Results

- 69 PCMH practices
- Improved 32 different measures
- 3% - 67.1%

## ■ MY 2024 Year to Date Results\*

- Thirteen FQHC practices (87%) engaged with their CPTS on measures for QI
- Sixty PCMH practices (72%) engaged with their CPTS on measures for QI
- Eight Glide Path practices (67%) engaged with their CPTS on measures for QI

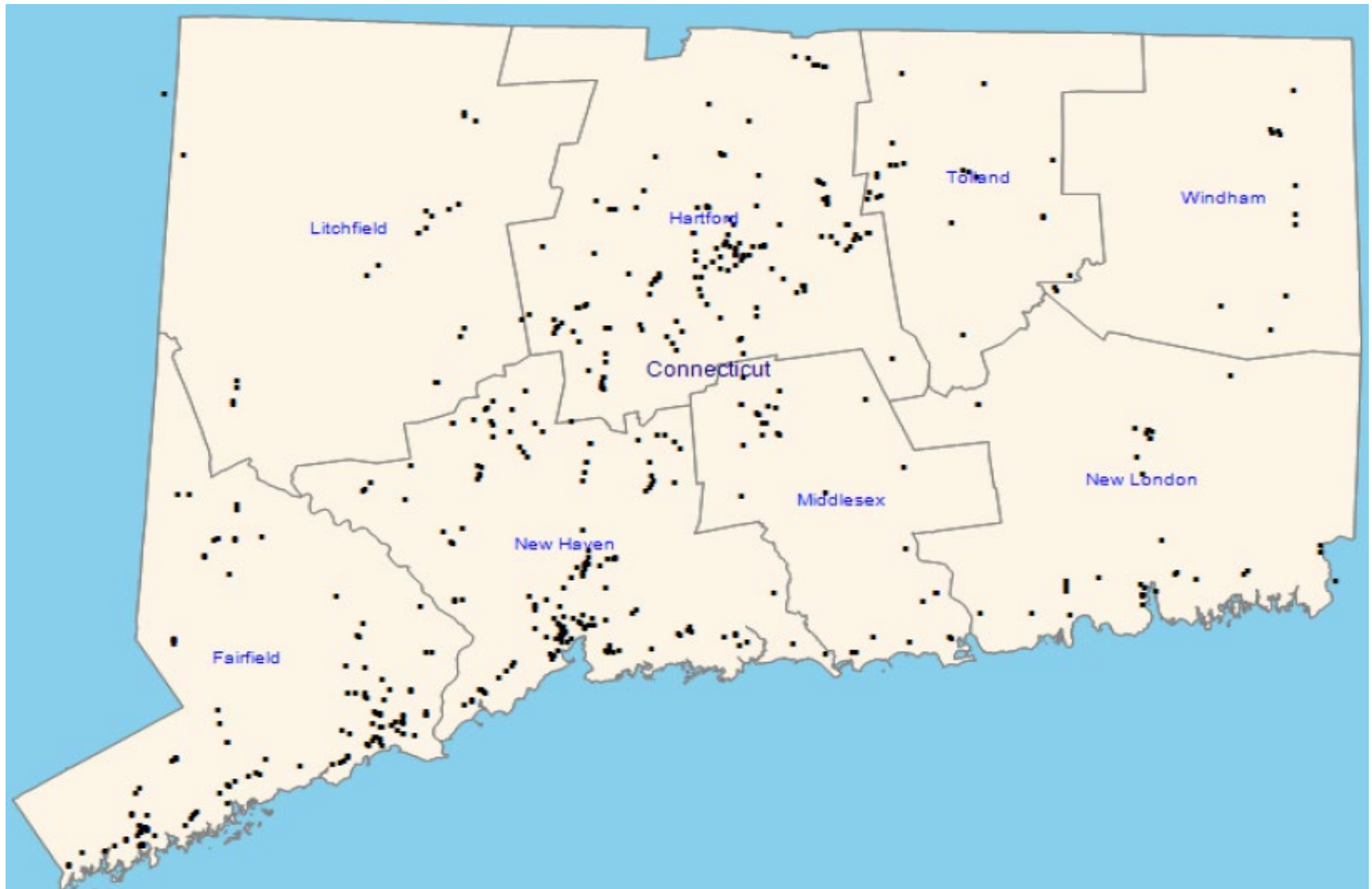
\* Results not final, as new practices may engage on measures through the end of the year





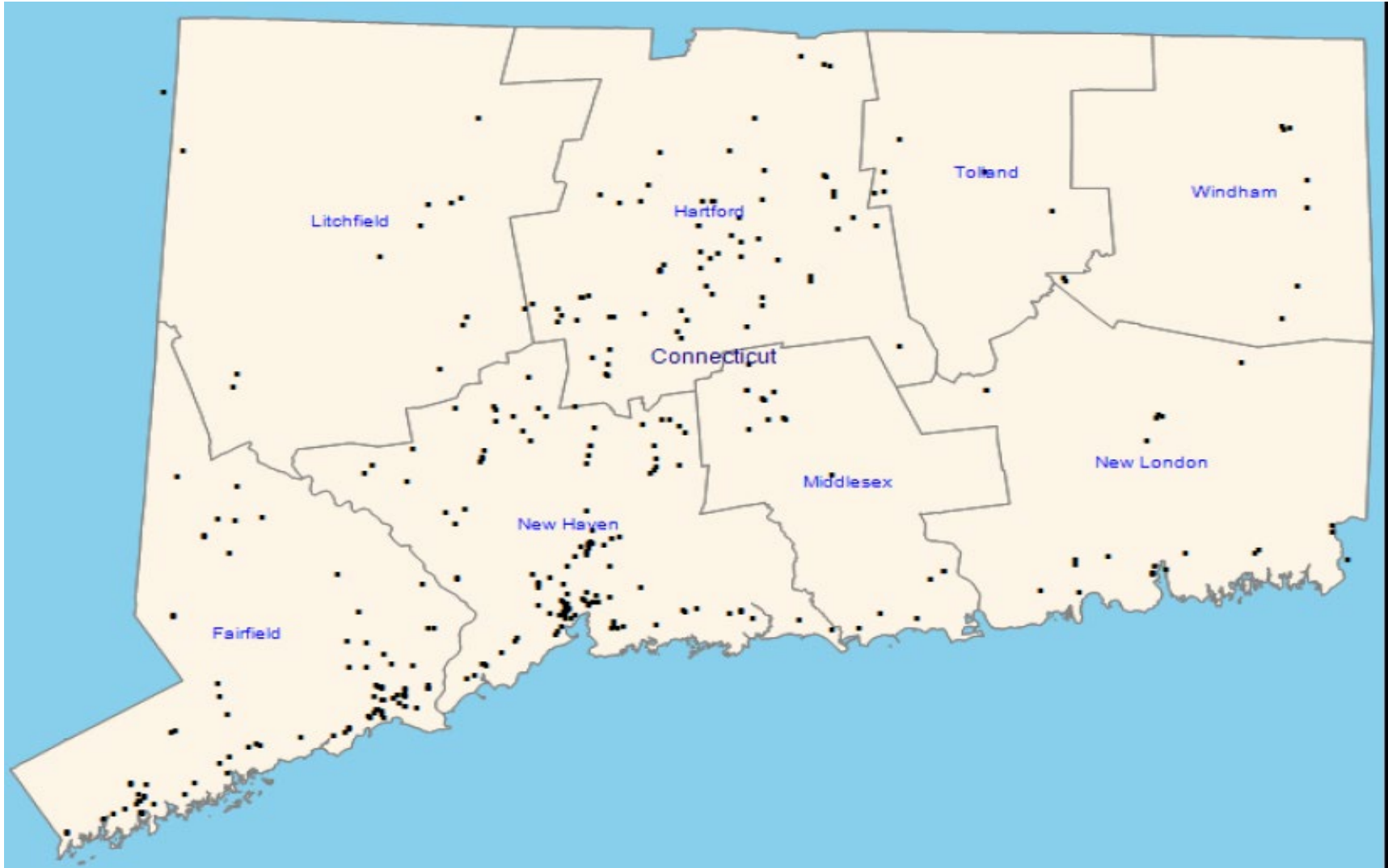
# PCMH Practice Site Locations

# All PCMH Program Practice Site Locations



Note: Data is as of September 30, 2024 – Maps are updated quarterly.

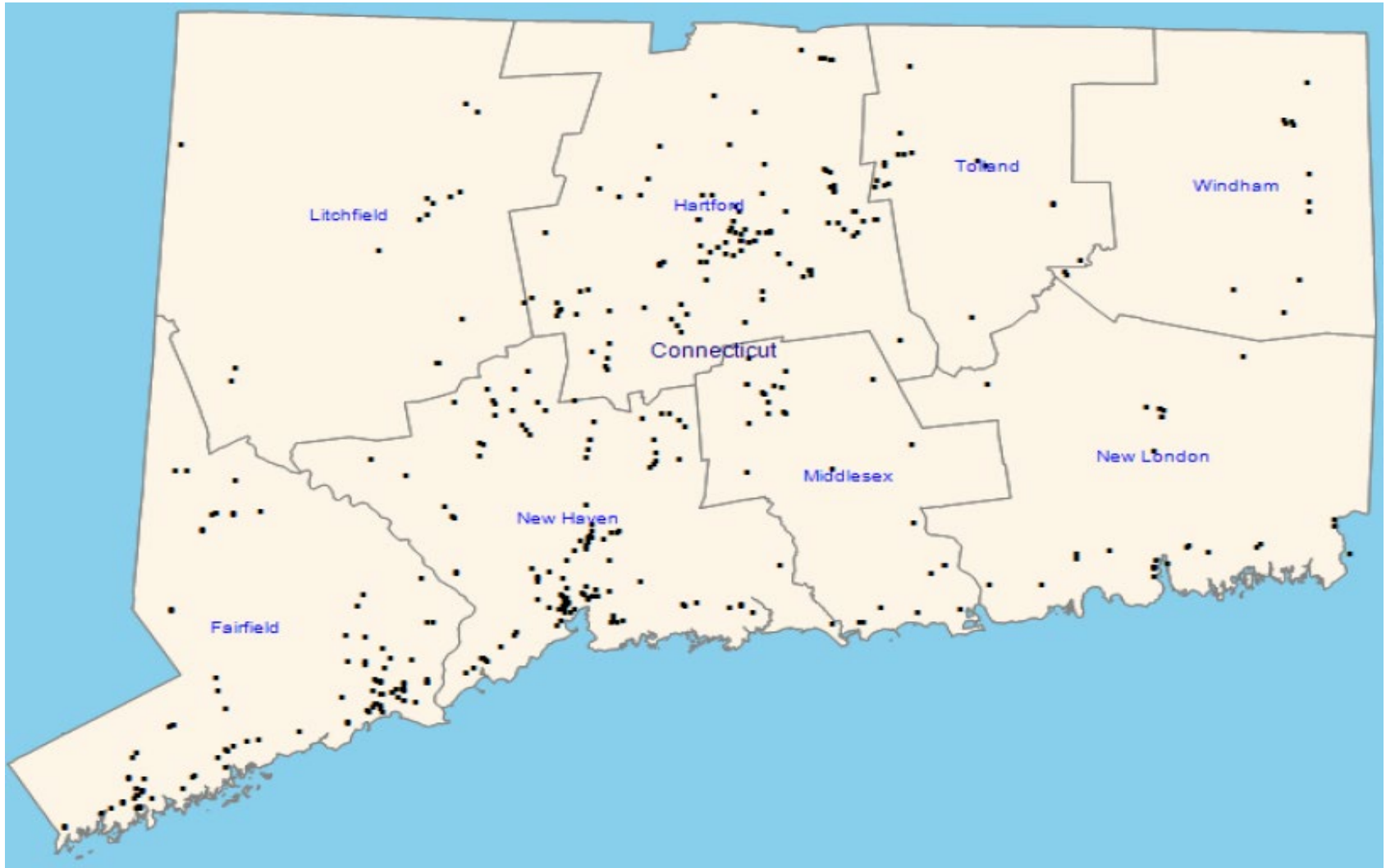
# Internal Medicine PCMH Program Practice Site Locations



Note: Data is as of September 30, 2024 – Maps are updated quarterly.

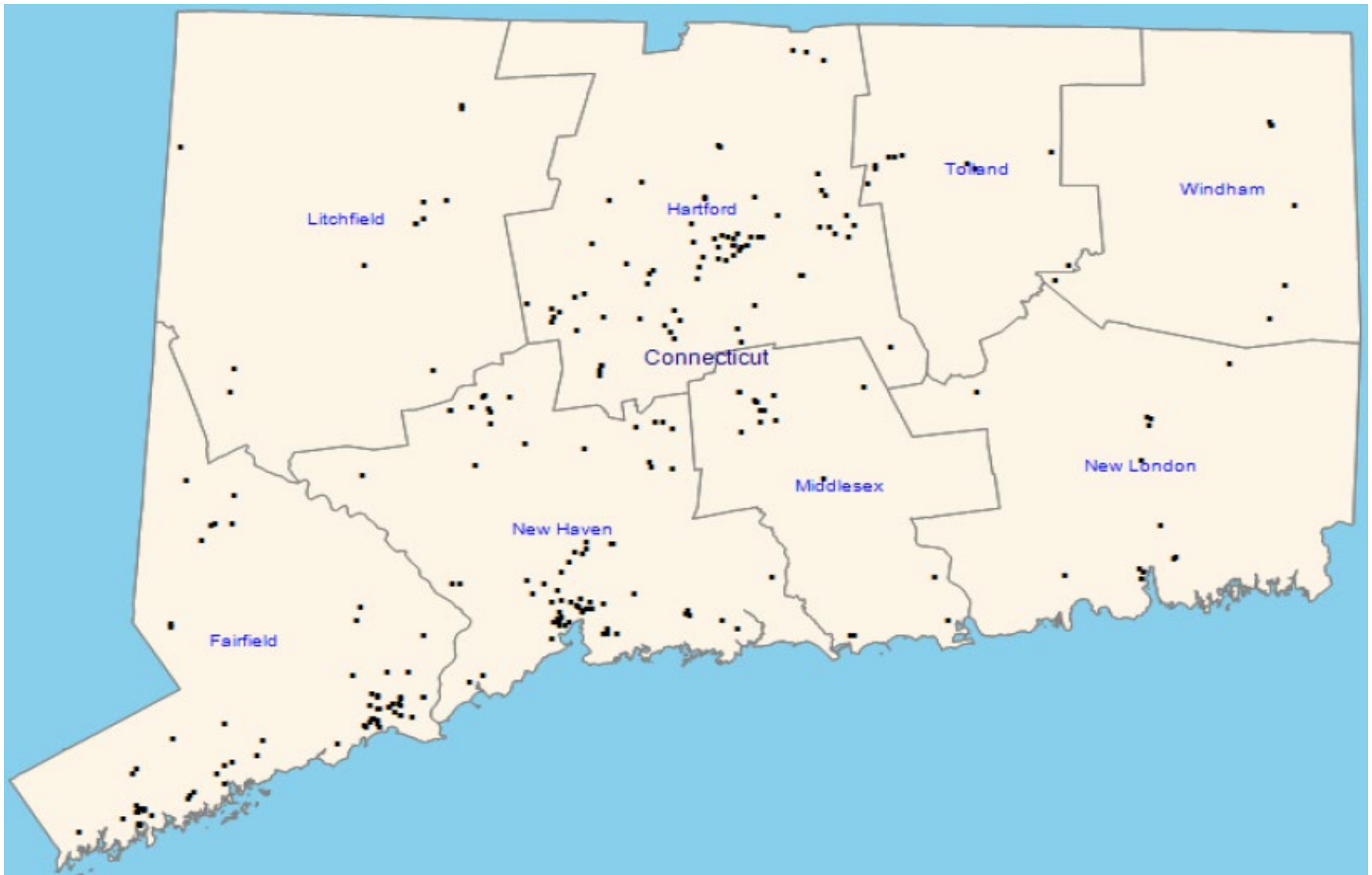
# Family Practice PCMH Program

## Practice Site Locations



Note: Data is as of September 30, 2024 – Maps are updated quarterly.

# Pediatric PCMH Program Practice Site Locations



Note: Data is as of September 30, 2024 – Maps are updated quarterly.